












## World Health Organization (WHO)-prequalified typhoid conjugate vaccines

### Programmatic characteristics

	Typbar TCV®	TYPHIBEV®
 <b>MANUFACTURER</b>	Bharat Biotech, India	Biological E, India
 <b>VACCINE TYPE</b>	Vi polysaccharide from <i>Salmonella</i> Typhi conjugated to tetanus toxoid carrier protein	Vi polysaccharide from <i>Citrobacter freundii</i> conjugated to CRM197 carrier protein*
 <b>FORMULATION</b>	Liquid: ready to use	
 <b>ADMINISTRATION</b>	Intramuscular injection	
 <b>AGES</b>	≥6 months to ≤45 years	
 <b>NUMBER OF DOSES REQUIRED</b>	1	
 <b>WHO-PREQUALIFIED PRESENTATION(S)</b>	1-dose vial 5-dose vial	
 <b>COLD CHAIN VOLUME</b>	1-dose vial: 14.18 cm <sup>3</sup> /dose 5-dose vial: 2.9 cm <sup>3</sup> /dose	1-dose vial: 14.7 cm <sup>3</sup> /dose 5-dose vial: 2.9 cm <sup>3</sup> /dose
 <b>SHELF LIFE</b>	36 months at storage temperature: 2-8°C	24 months at storage temperature: 2-8°C
 <b>VACCINE VIAL MONITOR (VVM) TYPE</b>	Type 30	
 <b>USE IN ROUTINE IMMUNIZATION PROGRAMS</b>	India (Navi Mumbai only), Liberia, Pakistan, Samoa, Zimbabwe	Nepal

May 2022

\* Note: The Vi polysaccharide of *Citrobacter freundii* is structurally and immunologically the same as the Vi polysaccharide in *Salmonella* Typhi. (Rondini S et al. Evaluation of the immunogenicity and biological activity of the *Citrobacter freundii* Vi-CRM197 conjugate as a vaccine for *Salmonella enterica* serovar Typhi. *Clinical Vaccine Immunology*. 2011;18(3):460-468.)

Learn more and join the effort at [www.takeontyphoid.org](http://www.takeontyphoid.org) • #TakeOnTyphoid